

Interactive Catalog Replaces Catalog Pages

Honeywell Sensing and Control has replaced the PDF product catalog with the new **Interactive Catalog**. The **Interactive Catalog** is a power search tool that makes it easier to find product information. It includes more installation, application, and technical information than ever before.



**Click this icon to try the new
Interactive Catalog.**

Sensing and Control

Honeywell Inc.

11 West Spring Street

Freeport, Illinois 61032

Basic Switches

Miniature Double-break



FEATURES

- Power load switching capability up to 10 amperes
- Motor handling capacity of 1/2 horsepower, 125 VAC
- Two- and four-circuit double-break
- Several auxiliary actuators
- Choice of terminal styles
- UL recognized, CSA certified
- Momentary action

GENERAL INFORMATION

TB miniature switches are basic double-break units which offer a means of controlling isolated circuits. Each circuit can be driven by independent voltage sources. These switches find many uses in modern control systems because of their circuitry.

The terminals of two- and four-circuit double break switches must be wired to identical voltage sources and the same polarity so that a voltage potential is not set up between adjacent terminals. A voltage potential between adjacent terminals could promote dielectric breakdown at high energy levels. The loads should be on the same sides of the line.

Characteristics: O.F. – Operating Force; R.F. – Release Force; P.T. – Pretravel; O.T. – Overtravel; D.T. – Differential Travel; O.P. – Operating Position.

ORDER GUIDE

Catalog Listing	Description	Electrical Data And UL Code Page 20	O.F. newtons ounces	R.F. min. newtons ounces	P.T. max. mm inches	O.T. min. mm inches	D.T. mm inches	O.P.** mm inches
1TB1-1	Two-circuit, double-break end screw terminals	10 Amps Z	1,95-3,61 7-13	1,11 4	1,52 .060	0,25 .010	0,25-0,64 .010-.025	11,7 .460



Dim. Dwg. Fig. 1

1TB1-2	Two-circuit, double-break end solder terminals	10 Amps Z	1,95-3,61 7-13	1,11 4	1,52 .060	0,25 .010	0,25-0,64 .010-.025	11,7 .460
--------	--	---------------------	--------------------------	------------------	---------------------	---------------------	-------------------------------	---------------------



Dim. Dwg. Fig. 2

1TB1-3	Two-circuit, double-break front solder terminals	10 Amps Z	1,95-3,61 7-13	1,11 4	1,52 .060	0,25 .010	0,25-0,64 .010-.025	11,7 .460
--------	--	---------------------	--------------------------	------------------	---------------------	---------------------	-------------------------------	---------------------



Dim. Dwg. Fig. 3

41TB5-3	Four-circuit, double-break front solder terminals	10 Amps Z	5,56-10,0 20-36	2,22 8	1,78 .070	0,25 .010	0,64-1,14 .025-.045	4,70 .185
---------	---	---------------------	---------------------------	------------------	---------------------	---------------------	-------------------------------	---------------------



Dim. Dwg. Fig. 4

* ±0,38 mm
±.015 in

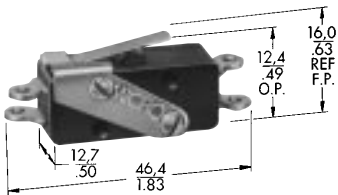
Basic Switches

Miniature Double-break


TB Series

AUXILIARY ACTUATORS

For use with 1TB1-1 and 1TB1-2 switches



JT-1



JT-5

ORDER GUIDE

Catalog Listing	Description
JT-1	Leaf actuator
JT-5	Roller leaf actuator

Switches are not included with the actuators.

MOUNTING DIMENSIONS (For reference only)

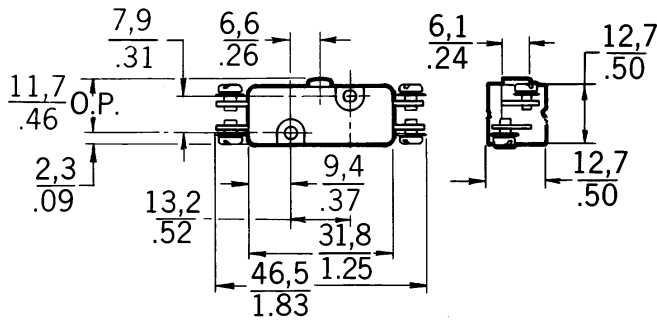


Fig. 1

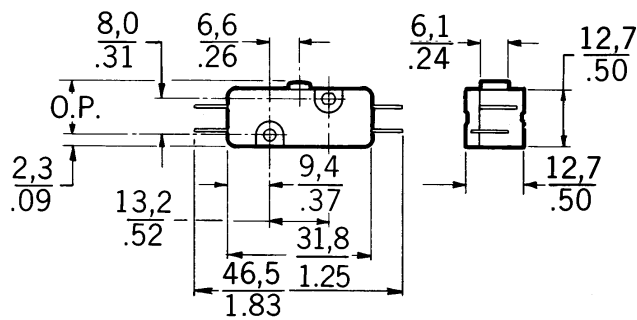


Fig. 2

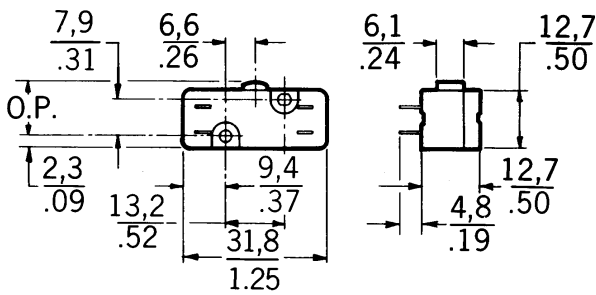


Fig. 3

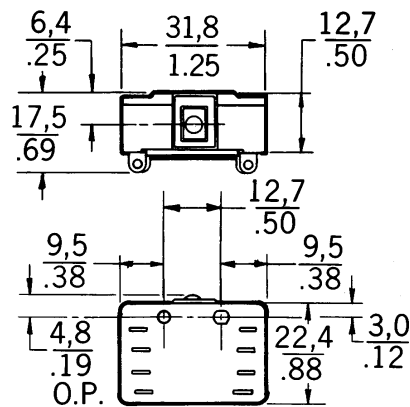


Fig. 4

Fig. 4

Miniature/
Subminiature

Key: 0,0 = mm
0.00 = inches