

HOA088X/089X

Transmissive Sensor

Fig. 1 IRED Forward Bias Characteristics

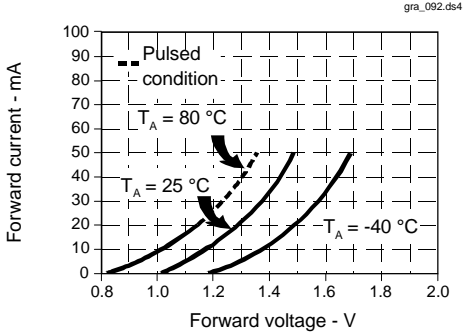


Fig. 2 Non-Saturated Switching Time vs Load Resistance

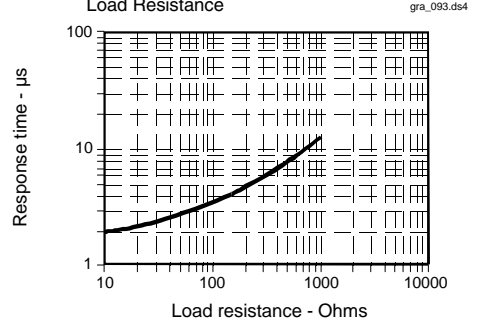


Fig. 3 Dark Current vs Temperature

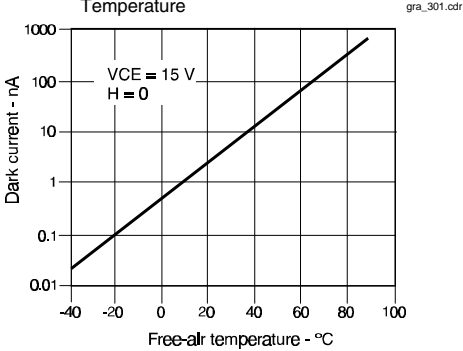
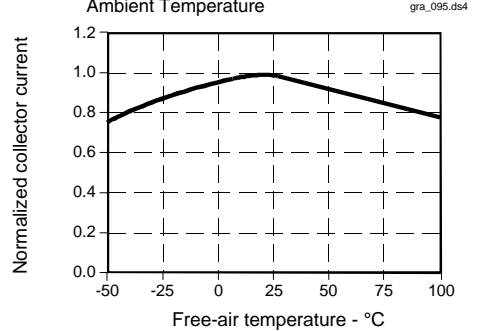


Fig. 4 Collector Current vs Ambient Temperature



All Performance Curves Show Typical Values

PART NUMBER GUIDE

HOA08XX-XXX

Housing Material

8 = Polysulfone, IR transmissive
9 = Polysulfone, opaque

Electrical Specifications

0 = Parameter A
1 = Parameter B
2 = Parameter C

*0.010 in. (.25 mm) aperture available with electrical Parameter A only

Aperture Width In Front Of Detector

*1 = 0.010 in. (0.25 mm)

5 = 0.050 in. (1.27 mm)

Aperture length is 0.060 in. (1.52 mm)

Aperture Width In Front Of IRED

5 = 0.050 in. (1.27 mm)

Aperture length is 0.060 in. (1.52 mm)

Mounting Configuration

L = Single mounting tab, emitter side

N = No mounting tabs

P = Single mounting tab, detector side

T = Two mounting tabs