

Instrumentation Accessories

Test & Measurement Sensors



DESCRIPTION

Honeywell provides a wide range of accessories for our test and measurement sensor products, which are designed to meet additional requirements for most customer applications.

Accessories available to complement Honeywell's test and measurement instrumentation products include signature calibration models, summing boxes, covers, bench/panel/rack mounts,

mating connectors, cable assemblies, replacement manuals, software, and upgrade kits.

If you don't see exactly what you need listed below, or have special requirements for your particular application or operating environment, please contact Honeywell for assistance.

SIGNATURE CALIBRATION MODULE FEATURES

- Signature in-line calibration modules for use with our instrumentation products

SUMMING BOX FEATURES

- For summing up to four transducers

COVER FEATURES

- Splash-proof lens for 1/8 DIN meters for use with our instrumentation products

BENCH MOUNT FEATURES

- Bench mount adaptors for 1/8 DIN
- Bench top handle adapter for 3/8 DIN

PANEL MOUNT FEATURES

- Panel mount clips and adapter for 1/8 DIN
- Panel mount kits for 3/8 DIN metal cases

RACK MOUNT FEATURES

- Rack hardware, 19 inch for the Model SC2000

MATING CONNECTOR FEATURES

- Instant mating connector with a 9-pin male to 25-pin male adapter

CABLE ASSEMBLIES FEATURES

- Cables and connectors for the GM family and molded 25-pin male/female cables for general connection use

REPLACEMENT MANUAL FEATURES

- Replacement manuals and communication guides for the Model SC family of instruments

SOFTWARE FEATURES

- Utility software
- Cable kit to allow PCs to change signature calibration data

UPGRADE KIT FEATURES


- Variety of upgrade kits for the GM and DM instrument family including limit kit upgrades, peak kit upgrades, and track and hold kit upgrades

Instrumentation Accessories



SIGNATURE CALIBRATION MODULES

Order code	Description
AA180	Signature calibration module - in line



PANEL MOUNTS

Order code	Description
AA927	Panel mount clip
AA928	Panel mount kit for 3/8 DIN metal case
AA943	Panel mount adapter for 1/8 DIN (SC500)



SUMMING BOX

Order code	Description
AA912	Set of five mating connectors for AA911 summing junction box
AA911	Four transducer (max.) summing junction box




RACK MOUNT

Order code	Description
AA934	Rack hardware, 19 in for Model SC2000



COVERS

Order code	Description
AA923	NEMA-4 splash proof cover lens for 1/8 DIN meter (GM/DM)



MATING CONNECTORS

Order code	Description
AA176	Mating connector adapter, 9 pin male to 25 pin male




BENCH MOUNT

Order code	Description
AA924	Bench mount adapter for 1/8 DIN
AA926	Bench top handle adapter for 3/8 DIN
AA944	Mounting kit for SC500 (includes AA924 and AA943)



CABLE ASSEMBLIES

Order code	Description
AA154	Power cable and connector for GM family
AA168	Molded 25-pin male/female communications cable




REPLACEMENT MANUALS

Order code	Description
AA184	Model SC manual
AA185	Model SC Communication guide



SOFTWARE

Order code	Description
AA181	Software and cable to allow PCs to change signal data
AA183	Instrument utility software



UPGRADE KITS

Order code	Description
AA914	Limit kit upgrade for Model GM
AA917	Limit kit upgrade for Model DM
AA913	Peak kit upgrade for Model GM
AA916	Peak kit upgrade for Model DM
AA915	Track and hold kit upgrade for Model GM
AA918	Track and hold kit upgrade for Model DM

Find out more

Honeywell serves its customers through a worldwide network of sales offices, representatives and distributors. For application assistance, current specifications, pricing or name of the nearest Authorized Distributor, contact your local sales office. To learn more about Honeywell's test and measurement products, call **+1-614-850-5000**, visit **www.honeywell.com/sensotec**, or e-mail inquiries to **info.tm@honeywell.com**

Sensing and Control
Honeywell
1985 Douglas Drive North
Golden Valley, MN 55422
www.honeywell.com

Warranty. Honeywell warrants goods of its manufacture as being free of defective materials and faulty workmanship. Honeywell's standard product warranty applies unless agreed to otherwise by Honeywell in writing; please refer to your order acknowledgement or consult your local sales office for specific warranty details. If warranted goods are returned to Honeywell during the period of coverage, Honeywell will repair or replace, at its option, without charge those items it finds defective. **The foregoing is buyer's sole remedy and is in lieu of all warranties, expressed or implied, including those of merchantability and fitness for a particular purpose. In no event shall Honeywell be liable for consequential, special, or indirect damages.**

While we provide application assistance personally, through our literature and the Honeywell web site, it is up to the customer to determine the suitability of the product in the application.

Specifications may change without notice. The information we supply is believed to be accurate and reliable as of this printing. However, we assume no responsibility for its use.

WARNING

PERSONAL INJURY

- DO NOT USE these products as safety or emergency stop devices or in any other application where failure of the product could result in personal injury.

Failure to comply with these instructions could result in death or serious injury.

WARNING

MISUSE OF DOCUMENTATION

- The information presented in this datasheet is for reference only. DO NOT USE this document as product installation information.
- Complete installation, operation and maintenance information is provided in the instructions supplied with each product.

Failure to comply with these instructions could result in death or serious injury.

Honeywell